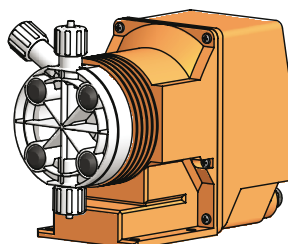



"KMSA DIGITAL Self Venting"

Configuration



Power supply: 230 VAC (190÷265 VAC)
 Power supply: 115 VAC (90÷135 VAC)
 Power supply: 24 VAC (20÷32 VAC)
 Power supply: 12 VDC (10÷16 VDC)



MODELS		
Standard	Self Venting	
DC	AF	*KMS DC* Digital constant pump, stand-by input and alarm output and level control.
MF	AD	*KMS MF* Digital Multifunction pump (Constant, Divide, Multiply, PPM, Batch, Volt, mA, %, MLQ), stand-by and flow sensor input, alarm output and level control.
ML	MA	*KMS CL* Proportional pump for free chlorine (CL ₂) control (from 0 to 10,00 mg/l) with level control, supplied without chlorine probe. It operates with chlorine cells mod. ECL1 and ECL6/7/12, not provided.
EN	AN	*KMS EN* Pump with weekly timer, microprocessor, digital controls, LCD display, level probe and electrovalve control.
PH	AH	*KMS PH* Proportional pump driven by internal built-in pH meter (0÷14pH) and level control, supplied without pH probe.
RH	AR	*KMS RH* Proportional pump driven by internal built-in Redox (ORP) meter (0÷1000mv) and level control, supplied without Redox probe.

CAPACITIES			HOSES	VALVES
2001	1 l/h at 20 bar	0.26 GPH at 290 PSI	4x6	3/8"
1802	2 l/h at 18 bar	0.53 GPH at 261 PSI	4x6	3/8"
1504	4 l/h at 15 bar	1.06 GPH at 217 PSI	4x6	3/8"
1005	5 l/h at 10 bar	1.32 GPH at 102 PSI	4x6	3/8"
0808	8 l/h at 8 bar	2.11 GPH at 116 PSI	4x6	3/8"
0510	10 l/h at 5 bar	2.64 GPH at 58 PSI	4x6	3/8"
0218	18l /h at 2 bar	4.76 GPH at 29 PSI	6X8	3/8"
CAPACITIES SELF VENTING MODELS				
1801	1 l/h at 18 bar	0.26 GPH at 261 PSI	4x6	3/8"
1503	3 l/h at 15bar	0.79 GPH at 217 PSI	4x6	3/8"
103,5	3,5 l/h at 10 bar	0.92 GPH at 145 PSI	4x6	3/8"
085,5	5,5 l/h at 8 bar	1.45 GPH at 116 PSI	4x6	3/8"
057,5	7,5 l/h at 5 bar	1.98 GPH at 72 PSI	4x6	3/8"
0213	13 l/h at 2 bar	3.43 GPH at 29 PSI	6X8	3/8"

POWER SUPPLY	
00	230 VAC Schuko plug
0S	230 VAC Australian plug
01	230 VAC Whitout plug
03	115 VAC US plug
04	24 VAC Whitout plug
05	12 VDC *
07	24 VDC
* Not available on some models.	

Model **K - MF 2001 V 00 00**

LIQUID ENDS								
	Pump head	Orings	Valves		Diaphragm	Hoses		Viscosity Max CPS
			Body	Balls		Delivery	Suction	
V	PVDF	Viton®	PVDF	Ceramic	PTFE	PVDF	PVC	100
D	PVDF	Etylene Propylene	PVDF	Ceramic	PTFE	PVDF	PVC	100
W	PVDF	Nytrile	PVDF	Ceramic	PTFE	PVDF	PVC	100
T	PVDF	Viton®+PTFE	PVDF	Ceramic	PTFE	PVDF	PVC	100
A	Acrylic	Viton®	Polypropylene	Ceramic	PTFE	Polyethylen	PVC	100
Z	INOX	Viton®	INOX	INOX	PTFE	N/A	N/A	100
\$	Acrylic	Viton®	Polypropylene	INOX+ Hastelloy spring	PTFE	Polyethylen	PVC	8000*

Viton® is a registered trademark of DuPont Dow Elastomers.

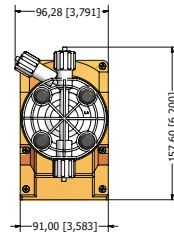
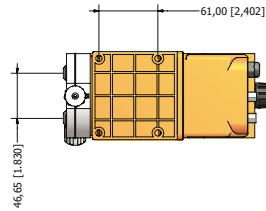
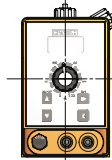
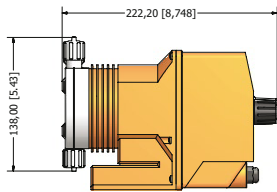
** Using high viscosity pup head model "\$" , pump output may results lower in some applications.*

“KMS DIGITAL” series metering pumps

Data Sheet

“KMSA DIGITAL Self Venting”

INFORMATION								
	Stroke speed		Stroke length range reliability	Power consumption at max flow (230VAC)	Power consumption at max flow (115VAC)	Power consumption at max flow (24VAC/VDC)	Power consumption at max flow (12VDC)	Weight
	Min	Max						
	Strokes hour	Strokes minute						
2001	1	180	from 30% to 100%	19 Watt	24 Watt	12 Watt	8.8 Watt	4.1 Kg (9.02 Lbs)
1802	1	180						
1504	1	180						
1005	1	180						
0510	1	180						
0218	1	180						
INFORMATION FOR SELF VENTING MODEL								
1801	1	180	from 30% to 100%	19 Watt	24 Watt	12 Watt	8.8 Watt	4.1 Kg (9.02 Lbs)
1503	1	180						
103,5	1	180						
057,5	1	180						
0213	1	180						



mm [inches]

Protection IP65 (NEMA4x)
 “KMS DIGITAL” metering pumps are manufactured in molded glass filled and Polypropylene housing aggressive chemicals and tough environment.

INFORMATION								
	Flow				cc per stroke		max pressure	
	Min cc/h	Max l/h	Min GPH	Max GPH	Min	Max		
2001	0.03	1	0.000008	0.26	0.03	0.09	20 bar	290 PSI
1802	0.06	2	0.000016	0.53	0.06	0.19	18 bar	261 PSI
1504	0.11	4	0.000029	1.06	0.11	0.37	15 bar	217 PSI
1005	0.14	5	0.000037	1.32	0.14	0.46	10 bar	145 PSI
0808	0.22	8	0.000058	2.11	0.22	0.74	8 bar	116 PSI
0510	0.28	10	0.000074	2.64	0.28	0.93	5 bar	72 PSI
0218	0.50	18	0.00013	4.76	0.50	1.67	2 bar	29 PSI
INFORMATION SELF VENTING MODELS								
1801	0.03	1	0.000008	0.26	0.03	0.09	18 bar	261 PSI
1503	0.08	3	0.000021	0.79	0.08	0.28	15 bar	217 PSI
103,5	0.10	3.5	0.000026	0.92	0.10	0.32	10 bar	145 PSI
085,5	0.15	5,5	0.000040	1.45	0.15	0.51	8 bar	116 PSI
057,5	0.21	7.5	0.000055	1.98	0.21	0.69	5 bar	72 PSI
0213	0.37	13	0.000098	3.43	0.37	1.20	2 bar	29 PSI